

AT HOME REINDEER GAMES



TIME TO PLAY: ELVES VS. REINDEER!

WE HAVE A SECRET CHRISTMAS MISSION AND NEED YOUR HELP!

Can you pick a Reindeer without being caught?

What You'll Need:

- 6 or more people
(3 Elves, the rest are Reindeer)

Here's How to Play:

1. Reindeer will sit with their heads down, eyes closed, legs crossed, and one thumb up.
2. 3 Elves will quietly pick one Reindeer by touching their thumbs.
3. When a Reindeer's thumb is tagged, they put their thumb down.
4. When all 3 Elves have picked one Reindeer, they return to the front and call out "ANTLERS UP!"
5. The Reindeer with their thumbs tagged will stand up. (There should be 3.)
6. The Reindeer who were tagged take turns trying to guess who tagged them with only one try.
7. If a Reindeer guesses their tagger correctly, he or she becomes an Elf and the Elf who tagged them becomes a Reindeer. If not, the original Elf remains an Elf.

This cycle repeats for multiple rounds.



 **CAMP** 
ALL-AMERICAN®


AT HOME REINDEER GAMES



TIME TO PLAY: SNOWMEN, REINDEER, AND ELVES!

CAN THE SNOWMEN, REINDEER, AND ELVES SNEAK PAST MR. SCROOGE WITHOUT GETTING CAUGHT?

What You'll Need:

- 4 or more people

Here's How to Play:

1. Choose one person to be the dreaded Mr. Scrooge, one person to be the facilitator, and the rest are either a Snowman, Reindeer, or Elf.
2. To start the game, the Snowmen, Reindeer, and Elves should line up on opposite ends of the playing field or room.
3. The facilitator will call out either Snowmen, Reindeer, or Elves, or some combination.
4. Whoever is called must run from one end of the room to the other without being tagged by Mr. Scrooge.
5. Once eliminated, Snowmen, Reindeer, and Elves must sit down in their spot or out of the way until someone wins the game.
6. The last one standing wins!

Note: Mr. Scrooge and also be the facilitator.



**CAMP
ALL-AMERICAN®**



AT HOME REINDEER GAMES



TIME TO PLAY: THE NIGHT BEFORE CHRISTMAS!

OH NO! THE GRINCH HAS SENT HIS ARMY OF GRINCHES TO STEAL CHRISTMAS!!!

They are coming to take all the presents, but they have a secret weakness... Grinches cannot move when a Kid is looking at them. Can the Kids save Christmas?!

What You'll Need:

- 4 or more people
- A present (or an object representing a present)


Here's How to Play:

1. A Kid will stand in the center of the room while the Grinches line up on the opposing side of the room.
2. Place a present on the opposite end of the room.
3. Whenever the Kid faces them or looks at them, the Grinches have to freeze. Whenever the Kid looks away, the Grinches can move.
4. If the Kid catches a Grinch moving, that Grinch must go back to their starting point.
5. The first Grinch to successfully steal the present and make it across the room without being caught becomes the Kid. The Kid can walk up and around a Grinch if they want.
6. Whenever the present is stolen, the game starts over with the new Kid.

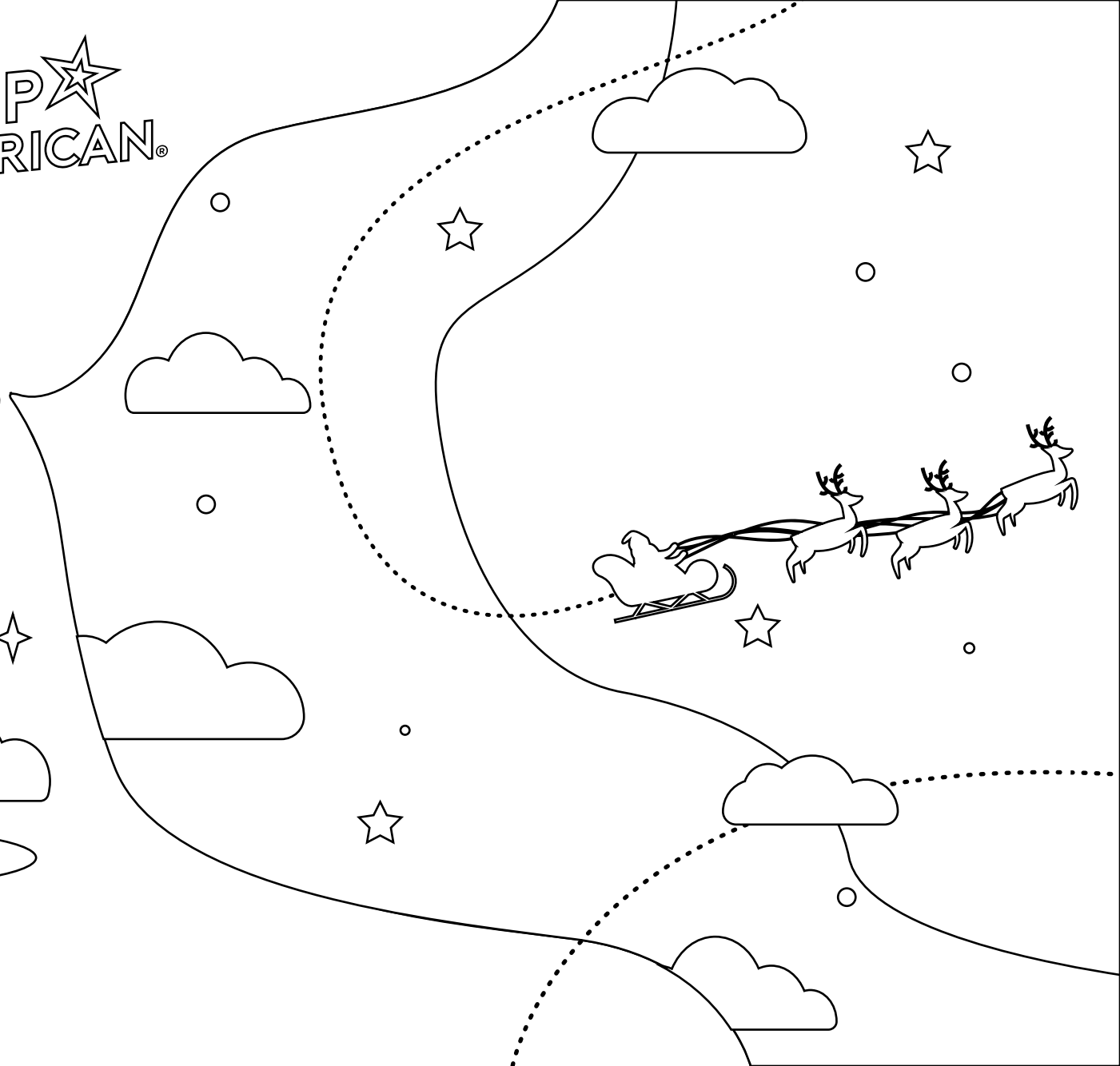


 **CAMP** 
ALL-AMERICAN® 

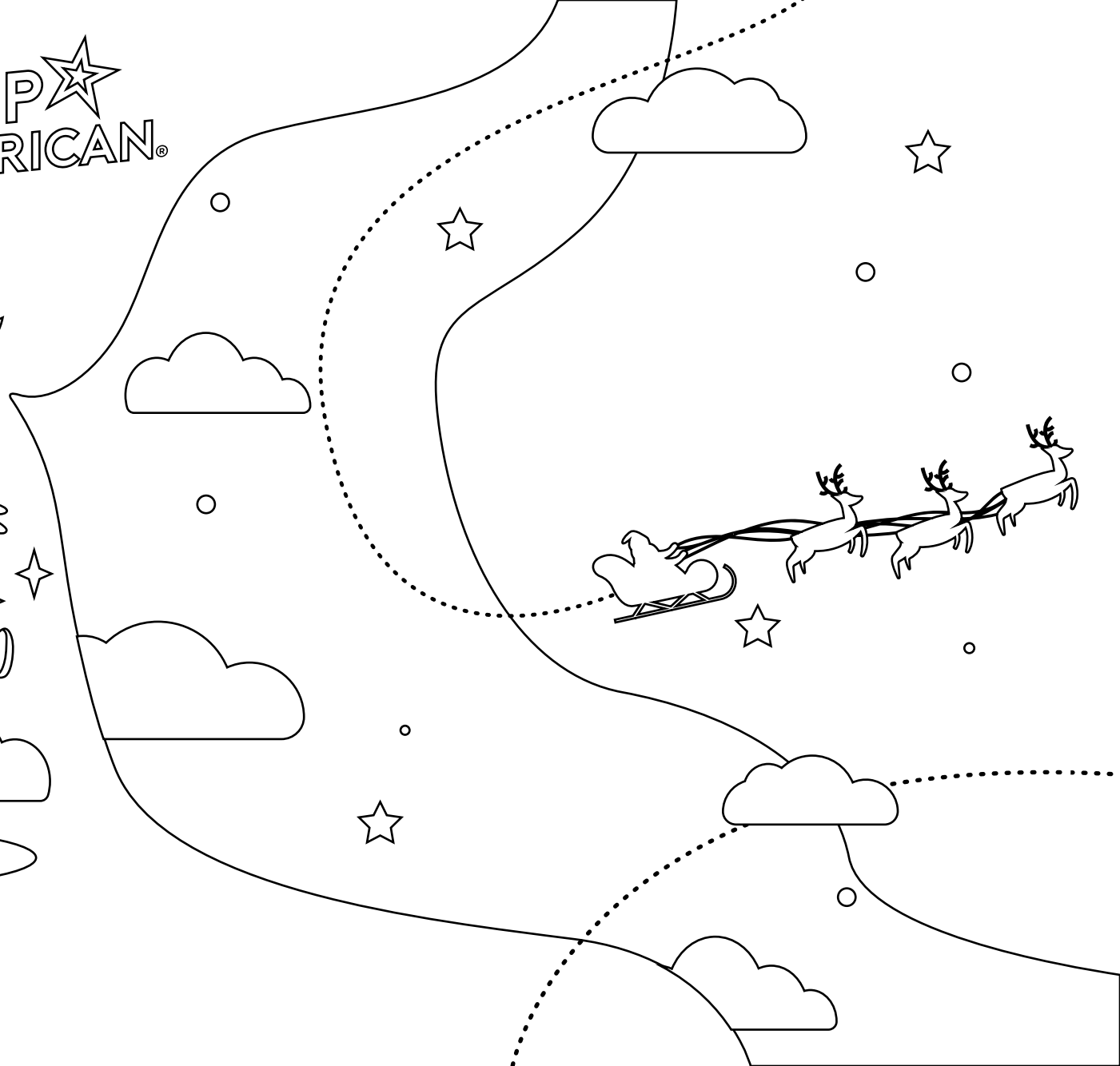
★ CAMP ★ ALL-AMERICAN.®



★ CAMP ★ ALL-AMERICAN.®



★ CAMP ★ ALL-AMERICAN.®



★ CAMP ★ ALL-AMERICAN.®

